

MCT-241

Pendant Transmitter



Visonic

User's Guide

1. INTRODUCTION

The MCT-241 is a PowerCode™ miniature, microprocessor-controlled personal UHF transmitter. It is designed to transmit coded alert signal in distress or in other emergency situations. The transmitter is waterproof and suitable for wearing in a shower.

The transmitter is activated by depressing the recessed oval pushbutton at the center of the unit (see Fig. 1). A built-in timer determines the transmission time to 3 seconds, even if the user maintains the transmission button depressed shorter or longer than that.

When triggered, the transmitter transmits a unique, factory programmed, randomly selected 24-bit digital alarm code. This code is selected from 16 million possible codes and is therefore unique and virtually impossible to reproduce.

Operating power is obtained from an internal 3V Lithium battery.

A red LED (see Fig. 1) lights steadily during the transmission, giving reassurance to the user and indicating that the battery condition is good. If the LED flashes each time the transmitter is activated, it indicates that the battery voltage is low and must be replaced as soon as possible.

The transmitter case is sealed (no screws) to enable the waterproof feature. Therefore, battery replacement can only be done in the factory.

If the transmitter is activated while the battery voltage is low, a 'low battery' alarm code is transmitted. If the transmitter is not activated for a long period, the battery is self-tested every 12 hours. After three consecutive "low battery" states, a supervisory 'low battery' alarm code is transmitted.

The transmitter is supplied with two wearing accessories, a neck cord (to be worn around the neck - see figure 2) and a clip (to be attached to the user belt or shirt pocket - see figure 3).

The neck cord includes a built-in safety release mechanism. This neck cord must never be replaced with a cord that does not include a safety release.

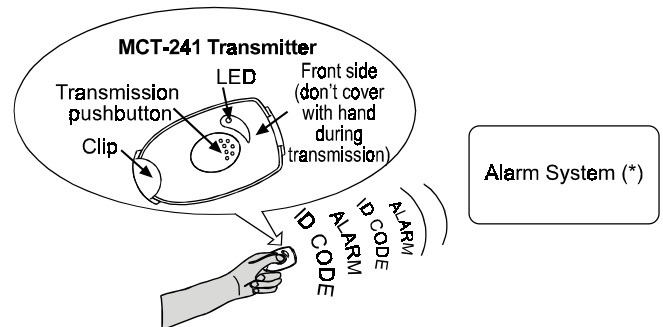


Figure 1 - Using the MCT-241

* An alarm system with PowerCode™ receiver or interface (like POWERMAX, MCR-308, EXP-1600W, etc.), in which the RFR-4 receiver module is installed.

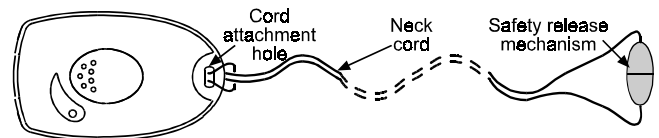


figure 2 - MCT-241 with Neck Cord

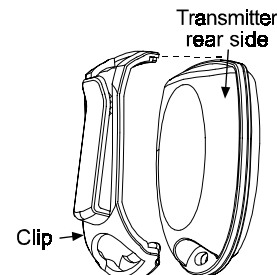


Figure 3 - Clip Attachment

2. SPECIFICATIONS

Frequency (MHz): 868.95

Frequency Tolerance: ± 120 kHz

Channel Bandwidth: 500 kHz

Transmitter Output Power: <10 dBm

Modulation: A.S.K (on-off keying)

Encoding: Factory programmed, 24-bit digital word

Transmission Duration: 3 seconds (even if the user keeps the transmission button depressed shorter or longer than that)

Power Supply: 3 V CR-2 type Lithium battery

Battery Life Expectancy: Up to 7 years, based on one transmission per day

Battery Condition Indication and Reporting:

A. Good battery - the LED lights steadily upon transmission.

B. Low battery - when transmission button is pressed, "low battery" alarm code is transmitted and the LED flashes.

C. Battery self-test and reporting - every 12 hours and if 3 consecutive "low battery" states are detected, a "low battery" alarm is transmitted.

Operating Temperature: 0° to 50°C (32°F to 122° F)

Dimensions (H x W x D):

With Clip: 73 x 41 x 30 mm (2-7/8 x 1-5/8 x 1-3/16 in.)

Without Clip: 67 x 41 x 21 mm (2-5/8 x 1-5/8 x 13/16 in.)

Weight: 35 g (with clip), 30 g (without clip)

Color: Gray

Compliance with Standards: ETS 300 683, EN300220

This device complies with the essential requirements and provisions of Directive 1999/5/EC of the European Parliament and of the Council of 9 March 1999 on radio and telecommunications terminal equipment.

3. MISCELLANEOUS COMMENTS

3.1 Product Limitations

Our wireless systems are very reliable and are tested to high standards. However, due to their low transmitting power (required by FCC, DTI and other regulating authorities) there are some limitations to be considered:

- A. Receivers may be blocked by radio signals occurring on or near their operating frequencies, regardless of the code selected.
- B. A receiver can only respond to one transmitted signal at a time.
- C. Wireless equipment should be tested regularly (at least once a week) to determine if there are sources of interference and to protect against faults.

WARNING: Changes or modifications to this unit not expressly approved by the party responsible for compliance could void the user's authority to operate the equipment.

3.2 Frequency Allocations for Wireless Devices in European (EU) Countries

- 433.92 MHz has no restriction in any EU member state.
- 315 MHz is not allowed in any EU member state

- 868.95 MHz (wide band) is allowed in all EU member states
- 869.2625 MHz (narrow band) is not restricted in any EU member state.

3.3 Battery Replacement/Handling

The internal Lithium battery replacement can be done only in the factory.

Since the product has a Lithium battery, please observe the following handling instructions:

- Do not dispose of batteries in fires.
- Do not short circuit.
- Observe correct polarity of cells.
- Do not crush.
- Do not puncture.
- Do not open.
- Do not dismantle.
- Do not expose to temperatures in excess of 60°C

WARRANTY

Visonic Ltd. and/or its subsidiaries and its affiliates ("the Manufacturer") warrants its products hereinafter referred to as "the Product" or "Products" to be in conformance with its own plans and specifications and to be free of defects in materials and workmanship under normal use and service for a period of twelve months from the date of shipment by the Manufacturer. The Manufacturer's obligations shall be limited within the warranty period, at its option, to repair or replace the product or any part thereof. The Manufacturer shall not be responsible for dismantling and/or reinstallation charges. To exercise the warranty the product must be returned to the Manufacturer freight prepaid and insured.

This warranty does not apply in the following cases: improper installation, misuse, failure to follow installation and operating instructions, alteration, abuse, accident or tampering, and repair by anyone other than the Manufacturer.

This warranty is exclusive and expressly in lieu of all other warranties, obligations or liabilities, whether written, oral, express or implied, including any warranty of merchantability or fitness for a particular purpose, or otherwise. In no case shall the Manufacturer be liable to anyone for any consequential or incidental damages for breach of this warranty or any other warranties whatsoever, as aforesaid.

This warranty shall not be modified, varied or extended, and the Manufacturer does not authorize any person to act on its behalf in the modification, variation or extension of this warranty. This warranty shall apply to the Product only. All products, accessories or attachments of others used in conjunction with the Product, including batteries, shall be covered solely by their own warranty, if any. The Manufacturer shall not be liable for any damage or loss whatsoever, whether directly, indirectly, incidentally, consequentially or otherwise, caused by the malfunction of the Product due to products, accessories, or attachments of others, including batteries, used in conjunction with the Products.

The Manufacturer does not represent that its Product may not be compromised and/or circumvented, or that the Product will prevent any death, personal and/or bodily injury and/or damage to property resulting from burglary, robbery, fire or otherwise, or that the Product will in all cases provide adequate warning or protection. User understands that a properly installed and maintained alarm may only reduce the risk of events such as burglary, robbery, and fire without warning, but it is not insurance or a guarantee that such will not occur or that there will be no death, personal damage and/or damage to property as a result.

The Manufacturer shall have no liability for any death, personal and/or bodily injury and/or damage to property or other loss whether direct, indirect, incidental, consequential or otherwise, based on a claim that the Product failed to function. However, if the Manufacturer is held liable, whether directly or indirectly, for any loss or damage arising under this limited warranty or otherwise, regardless of cause or origin, the Manufacturer's maximum liability shall not in any case exceed the purchase price of the Product, which shall be fixed as liquidated damages and not as a penalty, and shall be the complete and exclusive remedy against the Manufacturer.

Warning: The user should follow the installation and operation instructions and among other things test the Product and the whole system at least once a week. For various reasons, including, but not limited to, changes in environmental conditions, electric or electronic disruptions and tampering, the Product may not perform as expected. The user is advised to take all necessary precautions for his /her safety and the protection of his/her property.

6/91



VISONIC LTD. (ISRAEL): P.O.B 22020 TEL-AVIV 61220 ISRAEL. PHONE: (972-3) 645-6789, FAX: (972-3) 645-6788
VISONIC INC. (U.S.A.): 10 NORTHWOOD DRIVE, BLOOMFIELD CT. 06002-1911. PHONE: (860) 243-0833, (800) 223-0020 FAX: (860) 242-8094
VISONIC LTD. (UK): FRASER ROAD, PRIORY BUSINESS PARK, BEDFORD MK44 3WH. PHONE: (0870) 730-0800 FAX: (0870) 730-0801
INTERNET: www.visonic.com

© VISONIC LTD. 2002 MCT-241 DE2276U (REV. 2, 8/02)

